

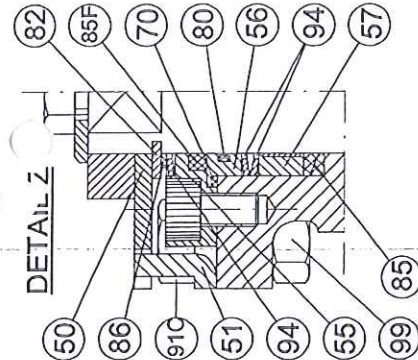
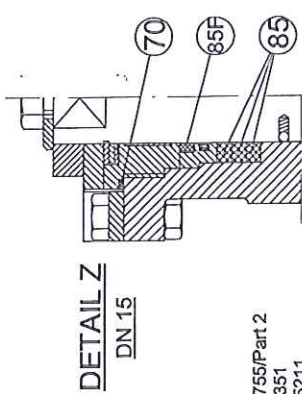
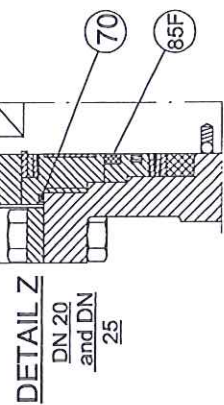
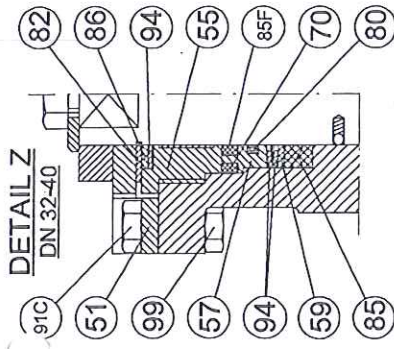
DESIGN
FACE TO FACE
FLANGED

DIN 3357 Part 1
Type FB DIN 3202 F18
Type FB-L DIN 3202 F1,
DIN 2501 Part 1,
DIN 2526 Form D

FIRE SAFE
ANTI-STATIC
MOUNTING PLATFORM

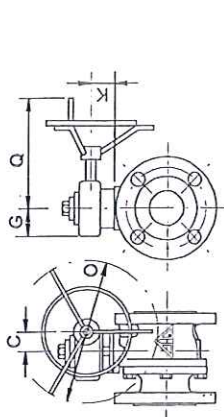
BS 6755/Part 2
BS 5351
ISO 5211

Size DN	D	J	L (FB)	L (FB-L)	h	M	N	WEIG.Kg FB(PN16)	WEIG.Kg FB(PN40)	WEIG.Kg FB-L(PN16)	WEIG.Kg FB-L(PN40)	ISO
15	14	55	115	130	42.5	150	90	2.8	3.5	3.5	3.5	F05
20	19	53	120	150	52	200	98	3.6	4.2	4.2	4.2	F05
25	24	55	125	160	58	200	106	4.9	5.2	5.2	5.2	F05
32	30	56	130	180	66.5	200	115	7.1	7.6	7.6	7.6	F05
40	38	60.5	140	200	72	240	124	8.3	8.9	8.9	8.9	F05
50	50	63	150	230	89	290	150	12.7	13.4	13.4	14	F07
65	62	72	170	290	95.5	290	156.5	16	17	17.5	18.2	F07
80	76	77	180	310	117	350	182	22	24	25.5	27.2	F10
100	100	86	190	350	135	550	202	31	34	36.5	39	F10
125	120	140	325	174	550	282	56	60.5	75	75	75	F12
150	151	175	350	195	550	304	69	75	135	135	135	F12
200	202	200	400	237	700	353	120	135				F14



POS.	DENOMINATION	QTY.	MAT. SS VERSION	MAT. CS VERSION	MAT. NI VERSION
99	STOP PLATE NUTS	2	A2-70 DIN 26711	C. STEEL 8.8 (ZINC PLATED)	
96	WASHER DIN 9021	1	SS 304 (1.4301)		
95	WRENCH	1	C. STEEL (PAINTED)		
94	SPRING WASHER	-	SS 316		
93	WRENCH SUPPORT	1	NI GGG-40		
92	GLAND BOLT DIN 912	4	A2-70 DIN 26711	C. STEEL 8.8 (ZINC PLATED)	
91C	STOP PLATE BOLT DIN 933	2	A2-70 DIN 26711	C. STEEL 8.8 (ZINC PLATED)	
91B	WRENCH BOLT DIN 933	1	A2-70 DIN 26711	C. STEEL 8.8 (ZINC PLATED)	
91	BODY CONNECTOR BOLT DIN 933	-	A4-70 DIN 26711	C. STEEL 8.8	
90	WRENCH TUBE	1	CS ST42 (ZINC PLATED)		
86	AXIAL BEARING	2	PTFE VIRGIN		
85F	FIRESAFE STEM SEAL	1	GRAPHITE		
85	GLAND PACKING	1	PTFE + 25% GLASS		
82	CIRCLIP DIN 471	1	SS 420 (1.4034)		
80	O-RING	1	VITON PTFE COATING		
77	BODY SEAL	1	PTFE VIRGIN	N.A.	
71	FIRESAFE BODY SEAL	1	GRAPHITE	PTFE VIRGIN	
70	FIRESAFE TOP SEAL	1	GRAPHITE		
60	SEAT	2	PTFE MOD.		
59	GUIDE WASHER	1	SS 316 (1.4401)		
57	GUIDE RING	1	SS 316 (1.4401)		
56	FOLLOWER	1	SS 316 (1.4401)		
55	GLAND PLATE	1	C. STEEL (ZINC PLATED)		
51	INDICATOR	1	SS 304 (1.4301)		
50	STOP PLATE	1	C. STEEL (ZINC PLATED)		
40	BODY CONNECTOR	1	EN 10213-4 1.4408	EN 10213-3 1.0619	EN-JS1060
30	STEM	1	EN 10213-4 1.4401	EN 10213-3 1.0619	EN 10088-3 1.4301 / SS 304 *
20	BALL	1	EN 10213-4 1.4408	EN 10213-3 1.0619	EN 10088-3 1.4308 / SS 304 **
10	BODY	1	EN 10213-4 1.4408	EN 10213-3 1.0619	EN 10088-3 1.4308 / SS 304 **

* ≤ DN 65 MATERIAL EN 10088-3 1.4401 / SS 316
 ** ≤ DN 65 EN 10213-4 1.4408 / SS 316



Size DN	GEAR OPERATOR	O	C	Q	G	K
150 (PN 10-16)	RK-45	345	65	270	75	97
200 (PN 10-16)	RK-75	370	98	294	92	103
150-200 (PN 25-40)						



BAC VALVES

Tapis, 126 - P.O. Box, 13 - 17600 FIGUERES (Girona) Spain
 Tel.: (34) 972 67 70 52 - Fax: (34) 972 50 90 40
 E-mail: technical@baavall.com web: www.baavall.com

Título / Title PLANO GENERAL CON LISTA DE MATERIALES GENERAL DRAWING WITH MATERIAL LIST VÁLVULA DE BOLA / BALL VALVES TIPO / TYPE FB, FB-L PN 16-40		Dibujado / Drawn - Enric Balsera	Escala / Scale
		Aprobado / Approved Esteve Bernal	Fecha / Date 14-12-98
		Plano nº / Drawing nr 05-2856	Rev. B